

**Adya Clarity<sup>®</sup>**

All rights reserved.

Copyright © 2016 by WaterLiberty.com

No part of this book may be reproduced by any means without written permission.

Printed in USA | USA Edition

3773 Howard Hughes Parkway, South Tower, Suite 500  
Las Vegas, NV 89169-6014

This book is not intended to substitute nor replace the advice of health professionals. Neither the publisher nor the author directly or indirectly dispenses medical advice. If you have a health concern, please contact an appropriate health professional.

# TABLE OF CONTENTS

What Is Adya Clarity <sup>®</sup> ? .....	1
The Science Behind Adya Clarity <sup>®</sup> .....	2
Scientifically Proven Benefits Of Adya Clarity <sup>®</sup> .....	5
Adya Clarity <sup>®</sup> As A Natural Health Product .....	6
Applications .....	6
Instructions .....	9
How Much Adya Clarity <sup>®</sup> Should I Add? .....	9
Treatment Process .....	11
Storage .....	16
Adya Water Filtration System .....	17
Cleaning and Replacement .....	20
Troubleshooting .....	23
Frequently Asked Questions .....	25
Testimonials .....	31
References .....	34
About Us .....	35



## **What is Adya Clarity<sup>®</sup> ?**

Adya Clarity is a blend of purified water and ionic sulfate minerals that provides a simple yet revolutionary way to purify your water. Without the use of toxic, synthetic chemicals, Adya Clarity converts over 250 contaminants into harmless substances and delivers a pure, refreshing taste to your water.

Adya Clarity is extracted from black mica, scientifically known as *Biotite*, a powerful combination of the earth's naturally occurring minerals including iron, potassium, and magnesium. Through a proprietary process (U.S. patent 4,776,963), black mica is extracted for water purification. In the U.S., Adya Clarity is registered and marketed for water purification. Adya Clarity uses the same ingredients as Adya minerals, which have been reviewed by Health Canada as a natural health product and approved with Natural Product Number (NPN) 80028256.

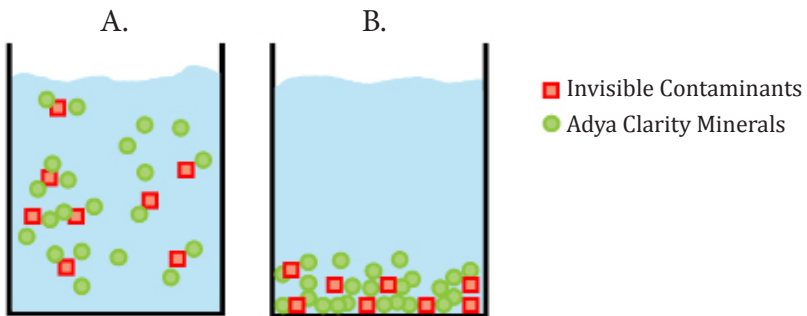
## Adya Clarity<sup>®</sup> As A Water Purification Tool

The ionic sulfate minerals in Adya Clarity activate water's natural ability to filter out chemical and biological contaminants. After this purification process, water is turned back to its clean, pristine, and primordial state; hence, the name of the product: Adya (Ah-Dee-YA), which means "primordial", or the "original, best state" in Sanskrit (classical language of Indian).

## The Science Behind Adya Clarity<sup>®</sup>

### 1. Water Purification

Adya Clarity contains ionic sulphate minerals that have anionic and cationic exchange properties, which is the ability to donate or receive electrons. It activates water's natural ability to cleanse itself from chemical and biological contaminants.



## **2. Forming Stable And Balanced Minerals**

The powerful ionic sulfate minerals break up the weak bonds of harmful minerals. Because a balance of minerals is present in Adya Clarity, ions are rearranged to form strong and stable mineral bonds. For example, when Adya Clarity is added to water, Sodium Fluoride, a toxic mineral salt which has a relatively weak bond, is converted into Calcium Fluoride, a harmless mineral salt that appears naturally in underground water sources and in seawater.

## **3. Keeping Your Water Fresh And Clean**

Adya Clarity activates oxygen that can break down wastes and neutralize contaminants, rendering them inert, or harmless. The activated oxygen also kills disease-causing micro-organisms and prevents bacteria from growing. So the harmful contaminants that make your water rot could no longer grow in water.

## **4. Lab Results – Benefits Proven By Science**

Adya Clarity has been:

- Tested in and proven by Environmental Protection Agency (EPA) certified laboratory to reduce and to remove contaminants.
- Tested and proven by 2 separate human clinical trials to be safe for consumption and Adya Clarity also removes heavy metals from a human body.


\*All Results are available at <http://www.waterliberty.com/research.php>

## 5. Ingredients in a Bottle of Adya Clarity®

Iron	1,334.0 PPM
Magnesium	451.0 PPM
Potassium	271.0 PPM
Calcium	26.3 PPM
Phosphorus	30.5 PPM
Manganese	21.6 PPM
Zinc	2.1 PPM

\* Units used to measure mineral concentration: PPM= parts per million=milligrams per litre

Adya Clarity contains over 80 trace minerals including Aluminium, Barium, Cobalt, Copper, Germanium, Lithium, Molybdenum, Nickel, Rubidium, Selenium, Silicon, Silver, Titanium, Tungsten, and Vanadium. Since Adya Clarity is derived from a natural substance, the mineral concentrations may vary.



# Scientifically Proven Benefits Of Adya Clarity<sup>®</sup>

1. Reduces 159 harmful industrial chemicals including 80 volatile organic compounds.
2. Removes 100% of chlorine and reduces chloramines and trihalomethanes to undetectable limits.
3. Reduces 99.95% of tested pharmaceuticals and basic drugs.
4. Reduces 79 different agricultural substances.
5. Reduces heavy metals in water including Lead, Arsenic, and Mercury to undetectable limits.
6. Converts toxic Chromium-6 in water to beneficial Chromium-3, an essential dietary element.
7. Converts toxic Sodium Fluoride in water to harmless Calcium Fluoride, which naturally occurs in various water sources.
8. Kills 4 types of disease causing microorganisms and prevents their growth.
9. Reduces up to 99.85% of tested bacteria, viruses, and parasites.
10. Provides up to 80 trace minerals that are easily absorbed by the body.



# **Adya Clarity® As A Natural Health Product**

## **1. Effective In Prevention & Opportunity To Heal**

Adya Clarity is filled with ionic sulphate minerals that protect you from the harmful contaminants in your water. Adya Clarity makes these contaminants inert.

## **2. Remove Toxins Buildup From Your Body**

Adya Clarity has been clinically proven to be safe for human consumption and has been found to be effective in heavy metal removal from the body by an average of 82% in 90 days. These toxic metals include Aluminum, Mercury, Lead, and Arsenic. Additionally, hydration of the cells was improved by 32%.

Results for the Human Clinical Trial are available at <http://waterliberty.com/pdfs/Heavy-Metal-90-Day-Final-21.pdf>

## **Applications**

Use Adya Clarity to purify water for all of your needs:

- Drinking – for your family and pets
- Bathing - purifies and mineralizes your bath water
- Making beverages – ice, coffee, tea, juice, etc.
- Washing produce – fruits, vegetables, etc.

- Cooking – pasta, soup, etc.
- Watering Plants – indoor and outdoor
- \* *Flavor may slightly be altered after the addition of Adya Clarity*
- \* *Heat does not affect Adya Clarity*

**In Cooking** - Adya Clarity provides you with a purified water to cook your meals.

#### **Did You Know Boiling Your Water Does More Harm Than Good?**



*Every time you cook or make a soup, you boil your water. While the water is being boiled, it evaporates and leaves a lesser amount of water in the pot. With a lesser amount of water, you will have an increased concentration of nitrates and heavy metals.*

*Also, hot water dissolves contaminants more quickly than cold water. So, always use cold tap water, never use hot water to speed up cooking.*

*“The problem is that water is in everyone’s home. Even if people don’t drink tap water, they cook with it. Lead slams straight into pasta. Boil up peas in contaminated water, and the lead is in the peas.”*

*-Michael Moore, University of Queensland (Renner, 2010)*

**In Bathing** - Adya Clarity purifies and mineralizes your bathing water. As a high-quality product concentrated with minerals, all you need is 3 tablespoons to an average bathtub.

- Helps prevent absorption of contaminants directly through your skin.
- Helps avoid skin irritation caused by chemicals, such as chlorine.

Volatile organic chemicals escape from contaminated water into the air and are inhaled during baths and showers. Adya Clarity is a cost and time saving water purifier that can minimize your exposure to toxins.



# Instructions

## Conversions

### 1. How Much Adya Clarity<sup>®</sup> Should I Add?

The amount depends on the quality and type of water. Generally, the more contaminants are in the water, the more of Adya Clarity is needed to purify your water.

For most water, we recommend starting with a **dilution ratio of 1:1000**.

To calculate the amount of Adya Clarity you need, divide the volume of water by 1000.

Example: (1 litre of water/ 1000) = 1ml of  
Adya Clarity= 1/5 teaspoon = 20 drops  
1 teaspoon = 100 drops





## 2. To Purify Large Amount Of Drinking Water

Recommended dosage per 1.3 gallon (5 litres) of water

Type of Water	Recommended Dosage per 1.3 gallons (5 litres) of Water
Tap water	1-2 teaspoon
Well water	
Filtered water	1 teaspoon
Spring water	
Distilled water	1/2 teaspoon
Reverse Osmosis water	



## 3. To Purify Smaller Amount Of Drinking Water

For most water, we recommend adding 5-8 drops for every 8 oz of water.

\* For distilled or Reverse Osmosis water (which is generally clean but is lacking the minerals), reduce the dosage by half, from 5-8 drops to 2-4 drops for every 8oz. This enhances the water with essential minerals.

Volume of Tap Water	Recommended Dosage
8oz (237ml)	5-8 drops
16oz (473ml)	10-16 drops
32oz (946ml) (1 quart)	20-32 drops

## **Treatment Process**

### **I. What Should I Do After Adding Adya Clarity<sup>®</sup> To My Drinking Water?**

1. Stir to ensure contaminants are binding to the minerals in Adya Clarity.
2. Keep the lid off or cover loosely to allow gaseous contaminants such as Chlorine and other chemicals, volatile by-products to evaporate.
3. Wait while treating water at room temperature. Do not refrigerate water during treatment because cold temperature slows precipitation.

### **II. How Long Do I Wait Before Drinking The Water?**

The wait time depends on the quality of the original water. *Longer wait time ensures all complex contaminants, such as micro-organism, are removed.*

If you are confident that the starting water is clean (i.e. distilled and reverse osmosis water), wait 5-15 minutes before drinking.

For polluted water, the suggested wait time is 24 - 72 hours.

***\*Time Saving Tips:***

*1. Treat two large batches of water at a time. When one batch of water is still being treated, you can drink the batch that is already purified.*

*2. Adding Adya Clarity to warm or hot water would speed up the purification process.*

**III. How Can I Determine The Ideal Treatment Time?**

1. Treat 8 oz. of water with 5-8 drops of Adya Clarity, stir, and let it sit for 24-72 hrs.

2. Monitor the amount of sediments every 24 hrs.

3. When you stop seeing more sediments forming, this indicates that the contaminants are neutralized and that would be the ideal wait time.

**IV. How Long Do I Wait When Treating Water In A Restaurant?**

The suggested wait time is between 5-15 minutes. Adding Adya Clarity to warm water would also speed up the purification process.

**V. What Should I Expect To See After Waiting?**

The effects may vary depending on the amount and

type of contaminants in the water. After adding Adya Clarity to your water, you may see:

### **1) No Sediments**

- If the starting water is clean (ie. distilled, reverse osmosis), there may not be enough contaminants in the water to form precipitate.
- Not all chemicals form sediments. For example, Chlorine, Volatile Organic Compounds, and other gaseous contaminants evaporate off the top.
- Complex contaminants, like micro-organisms, may take longer to treat and you may not observe the effect immediately. The recommended wait time is 24-72 hours

**2) Sediments** at the bottom of the container. Generally, more polluted water may result in more sediment.

**3) Color Change Or Cloudiness** – These are signs that dissolved contaminants are coming out of the solution. Give it more time for contaminants to clump together and form sediments.

**4) Pale Yellow Color Throughout The Water** – Reduce the dosage if the color looks like ginger ale and the taste is very strong. This could be an indication that you may have added too much Adya Clarity minerals.



*\* Is It Safe To Drink The Sediment?*

Though the sediment may be unpleasant to look at, it is completely harmless and safe to drink.

## **VI. How Can I Remove The Sediment?**

Sediments are safe to consume. They are the neutralized contaminants and have been converted to a harmless form by Adya Clarity. Since they are unpleasant to look at and give a different taste to the water, we recommend filtering them out.

You may also use the following simple home filtration alternatives:

- **Coffee filter**
- **Cheese cloth**

1. Grab a clean container (See p.16 for the type of container)
  2. Place coffee filter over container.
  3. Pour the treated water through the coffee filter.
- To avoid small sediments from passing through the

filter, do not apply too much pressure when filtering with a coffee filter or cheese cloth.

- It is not necessary to pour out the last bit of water with the sediments.
- It is completely normal that the disturbed sediments float to the top.

**Please note:** Some sediments, depending on the type and amount of contaminants in water, are so fine that they may pass through the pores of these filters.

### **Suggestions:**

- Try using 2-3 coffee filters at one time.
- Use the Adya Filtration System. Its 0.2 micron pore size ceramic filter can trap the finest sediments.

\* **The most effective method** to remove the sediments is to use the Adya Clarity Gravity Filtration System (See p.17). It contains:

1. A ceramic filter with 0.2 micron pore size to trap even the finest sediments
2. A 4-layer earth filter as extra protection and water taste enhancer.

## **Storage**

### **How Should I Store The Treated Water?**

Store water in another container, made of:


Glass

Stainless steel

Ceramic

Plastic (free of BPA)

Refrigeration is not necessary.



# Adya Water Filtration System

The Adya Clarity Filtration System works together with Adya Clarity Solution to ensure the most pristine water. Equipped with a 0.2 micron pore size ceramic filter in the top tank, it effectively removes all the sediment.



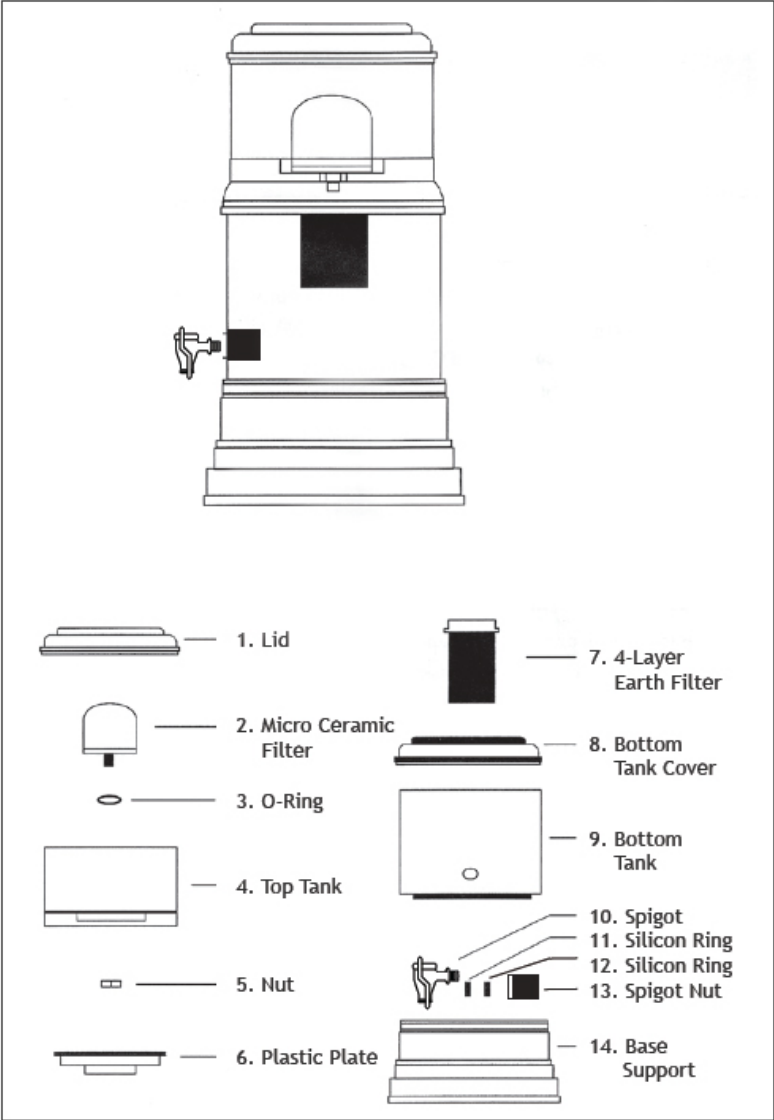
The filtration system helps you save time and effort for filtering every glass of water and ensures a continuous supply of clean water flowing out of the spigot dispenser.

The Adya Clarity Filter System is equipped with a 4-Layer Earth Filter to ensure water purity.



- **Activated Carbon** absorbs a wide range of contaminants.
- **Zeolites** reduce odour and heavy metals from water.
- **Silica Sand** removes granular contaminants, suspended solids, and colloids.
- **Ion Exchange Resin** removes harmful heavy metal ions, and replaces them with more harmless ions.

# Component Diagram



## Cleaning and Replacement

	Cleaning	Replacement
Ceramic filter in top tank	<p><b>How?</b></p> <ul style="list-style-type: none"> <li>Wipe filter with soft cloth using water (do not use soap, detergent and paper towels)</li> </ul> <p>Note: it is normal that all stain is not removed</p> <p><b>How often?</b></p> <ul style="list-style-type: none"> <li>To ensure optimal function, clean every 2-3 days and every 2 - 3 gallons of water</li> <li>Clean to remove orange or brown stain, caused by contaminants that run through the ceramic filter</li> </ul>	<ul style="list-style-type: none"> <li>For best performance, replace once a year (or 1,000 gallons). Note: This may vary depends on water quality, daily usage and how the unit is maintained</li> <li>Replace filter when:           <ul style="list-style-type: none"> <li>* Exterior is worn though to the comb section of the filter</li> <li>* Flow rate is severely reduced</li> </ul> </li> </ul>
4-layer earth level filter in bottom tank	<ul style="list-style-type: none"> <li>No cleaning is necessary</li> </ul>	<ul style="list-style-type: none"> <li>Replace every 6 months (or 500 gallons)</li> </ul>
Bottom tank		<ul style="list-style-type: none"> <li>Wipe and rinse with water if algae growth is observed</li> </ul>

## **Before Assembling The Adya Water Filtration System:**

- Rinse both top and bottom tanks with water
- Soak both ceramic filter (#2) and 4-layer earth filter (#7) in cool water for 10mins
- Let water pass through your filtration system once
- Discard that water and give it to your plants

## **How To Use Adya Water Filtration System With Adya Clarity<sup>®</sup> ?**

1. For best results, treat water with Adya Clarity using a separate container, and wait.

**Note:** If untreated water is poured into the top tank, dissolved contaminants (not yet removed by Adya Clarity) may pass through the filter. Pre-treating water first also helps extend the life of your filter.

2. Pour the treated water in the top tank.

**Tip:** It is not necessary to pour the last bit of sediments into the top tank. Doing so can help slow down clogging of the ceramic filter.

3. The water is ready to drink once it reaches the bottom tank.




If you ***do not see any sediment*** and want to save time, you may add Adya Clarity directly to the top tank – without waiting and treating water in a separate container.

### **What Should I Expect After Several Uses?**

- Orange and slimy gunk, contaminants pulled by Adya Clarity solution, will begin to build-up on the ceramic filter.

**Note:** even if you don't see any visible sediment, it is normal to still see orange gunk.

- Fine, orange particles may appear floating or remaining at the bottom of the top tank. Wipe and rinse tank with water when necessary
- Orange gunk can clog the pores of the ceramic filter, and may take longer for water to seep through. Regular maintenance of the ceramic filter will improve the flow rate.



# Troubleshooting

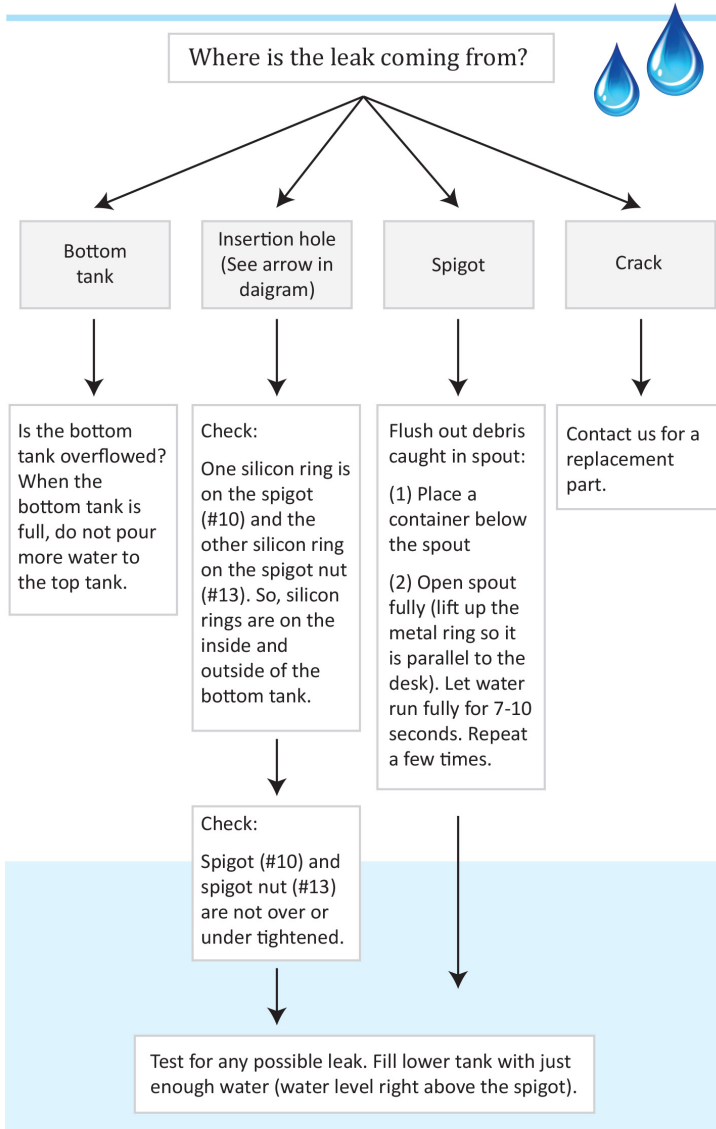
## Funny Taste To Your Water

- If a thick layer of orange gunk is accumulated on ceramic filter, rinse with water and wipe with a soft wet cloth. Do not use paper towels, detergent or soap.

## Slow Flow Rate

- Add more water to the top tank. Because the filtration system is gravity-fed, the more water is in the top tank, the faster the water seeps through the bottom tank.
- It is completely normal that a few inches of water left in the top tank take hours to seep through. To ensure you have a continuous supply of water, pour more water to the top tank even if it is half full.
- Orange, slimy gunk on the ceramic filter can clog the pores and slow down the flow rate. Please rinse and clean ceramic filter according to recommendations.
- Have you used soap and detergent to clean the filter, as they can clog the pores?

# Leaky Filter



# Frequently Asked Questions

## 1. What Is Adya Clarity<sup>®</sup> ?

- Adya Clarity is a blend of purified water and ionic sulfate minerals that provides a simple, safe and affordable way to purify and mineralize water – for just a few cents per glass.
- It is tested and proven to reduce and remove common toxins and contaminants.
- Its effectiveness has been tested by EPA-certified labs and is clinically proven to be safe.
- It contains up to 80 minerals and electrolytes to replenish your body with nutrients and water.
- The minerals in Adya Clarity are extracted from black mica (also known as biotite), a powerful combination of earth's naturally occurring minerals. Through a proprietary process (U.S. patent 4,776, 963), black mica is extracted for water purification.
- In the U.S, Adya Clarity is registered and marketed for water purification. In Canada, the same minerals in Adya Clarity are a registered natural health product licensed by Health Canada (NPN: 80028256).

## **2. How Does Adya Clarity® Work?**

The magnetic sulfate minerals break the bond between water and contaminants, pull them out of the water, and neutralize them, so they are no longer harmful to the body.

Adding Adya Clarity to your water removes the invisible, hard-to-treat contaminants dissolved in water – without the use of a filter.

Depending on the water quality, sediments may form on the bottom. The sediments are harmless to the body, as the contaminants are already neutralized by the minerals.

## **3. Although The Precipitated Sediments Are Harmless And Inert, How Can I Remove Them From Water?**

After reacting with the minerals, the precipitate is inert. Even if you drink it, it will pass through and out from your body.

However, sediments may not always be appealing to consume.

You can filter the sediments using:

- Adya Water Filtration System (most effective)

- Coffee filter \*\*
- Cheese cloth \*\*

\*\* In order to avoid small sediments from passing through, do not apply too much pressure when filtering with a coffee filter or cheese cloth.

We do not recommend using other filters - other than the Adya Water Filtration System - as the sediments may clog or damage your filter.

Our Adya Clarity Water Filtration System is specifically designed to remove the sediments.

#### **4. Is Adya Clarity® Affordable?**

The minerals are very concentrated in Adya Clarity. Every 2oz of Adya Clarity can treat up to 15 gallons of water - or even more - if you are adding it to distilled and reverse osmosis water! Assuming you are drinking 8 glasses of water every day, a 2oz can last you up to one month.

This means every glass of clean, mineral water is only a few cents, which is much cheaper than bottled water. You also save money and time on maintaining your filter.

## **5. What Kind Of Water Can Be Treated With Adya Clarity® ?**

Any water, except salt water, as Adya Clarity does not remove the salt in water. You can add Adya Clarity to alkaline ionized water, distilled and reverse osmosis water.

## **6. What Is The Shelf Life Of Adya Clarity® And the Water Treated With Adya Clarity® ?**

As long as it is stored properly out of direct sunlight, Adya Clarity Minerals will not expire.

Water purified with Adya Clarity is good for up to 10 years. Please store any water away from direct sunlight and heat.

## **7. Why Is Adya Clarity® Kept In A Plastic Bottle?**

The 16oz and 32oz bottles are made of food-grade, high density polyethylene (HDPE) plastic. The 2oz eye dropper bottle is made of glass.

HDPE is a lightweight, easily recyclable, and non-toxic material that is one of the most common varieties of plastics in the world.

Glass is not used for bottling, as it can break easily during shipping. Packaging Adya Clarity in stainless

steel or glass increases weight of shipping, and thus the carbon imprint, and shipping cost.

## **8. What Is The Adya Water Filtration System?**

The Adya Water Filtration System is a gravity-fed, free standing device that does not require electricity and is BPA free. The dimensions are approximately 21.5" height X 10" width X 10" length.

Though most of the contaminants are removed by Adya Clarity Solution, the advantages of using the filtration system are:

**A. Convenience:** It can be time consuming to filter every glass of water. The top tank holds up to 1.3 gallons (5 litres) of water. This means that you can pour about 1.3 gallons (5 litres) of treated water at a time.

The bottom tank holds up to 3 gallons (10 litres) of water. Once the water passes through the bottom filter, it is completely safe to drink.

**B. Ensure That Water Is Free Of Sediments:** With a 0.2 micron size ceramic filter in the top tank, it can effectively remove the smallest sediments. Coffee filters and cheese cloths have large pore sizes that would allow small sediments to pass through. This explains why some water is cloudy even after filtering.



## **9. Why do I experience “detoxification symptoms” after drinking Adya Clarity® water for the first time?**

Your body may have accumulated waste and toxins and drinking Adya Clarity may trigger the detoxification process. The detoxification symptoms may vary between individuals. Most people experience headaches, dizziness and rashes.

To prevent severe detox symptoms, start off with drinking only a cup or two of Adya Clarity treated water a day. If you feel completely fine after a week or so, you may slowly increase the numbers of cups you drink per day.

If you are already experiencing detox symptoms, please reduce the dosage of Adya Clarity by half to alleviate the symptoms, and greatly increase your water (clean) intake.

**For more FAQ, please visit <http://www.waterliberty.com/helpdesk/knowledgebase.php?category=2>**

## **Testimonials**

**“I had an ultrasound that showed my gallbladder was full of stones; well not any more, thanks to you and Adya Clarity!”**

“I’ve been using Adya Clarity for 7 mo. now and I love it! One morning about 2 mo. after starting Adya Clarity, I began passing many gallstones over the next 2 days without any pain or discomfort! Years earlier I had an ultrasound that showed my gallbladder was full of stones; well not any more, thanks to you and Adya Clarity!”

**- Judy Robison**

**“We heal a lot quicker”**

“We’ve been using Adya Clarity for several years now. Whenever we feel unwell we add Adya Clarity to the water we drink. We have noticed that whenever we do that we heal a lot quicker, whether it’s a headache, or flu, or a cold. It’s even been helpful with food poisoning. I even use it for my animals, when they have stomach problems, and they love to sip up the water and improve within a very short time. My kids sometimes ask for water with Adya Clarity in it, just because it tastes so much better, and that’s even though we have a house water filter that filters the water twice.”

**- Silvia Berglas**

**“I feel the water I am drinking is helping my body rid itself of toxins and contaminants”**

“I have been using Adya Clarity for over six months. Before, I drank bottled water exclusively, but often felt bloated and sluggish. Since switching to Adya Clarity, I feel lighter and brighter. I feel the water I am drinking is helping my body rid itself of stored toxins and contaminants, just like it does with tap water. When I see the orange residue in the unit, I’m really grateful I found this wonderful water enhancing system.”

**- James Justice**

**“Just three or four days of drinking this water and my back pain is gone. Wow changed my life!”**

“Just so you know I have had lower back pain for over a decade, I have been to chiropractors, had scans done, taken MSM nothing had worked. Just three or four days of drinking this water and my back pain is gone. Wow changed my life. Thank you so much for you guys introducing me to such an amazing product. Peace!”

**- Greg**

**“Less stomach upsets and more regular bowel movements. Clearly my general well being has improved.”**

“I have been using Adya Clarity for some time and have noticed increased stamina and overall well being. I am

currently training for a marathon and have notice that it has helped my performance. In addition, I have, in the past experience a history of upset stomach and constipation. Since I began to take Adya, I have had less stomach upsets and more regular bowel movements. Clearly my general well being has improved.

From a personal point of view, the health benefits I have experience taking Adya are priceless. I stand behind this product and its integrity. Thank you ADYA!"

- Cindy C.

**Disclaimer: Results may not be typical nor expected for every consumer.**



## REFERENCES

1. Latham V. Hippocrates Health Institute. Volume 3. Issue 1. Page 19, 40-41. Available online at [http://www.waterliberty.com/adyadocs/33-1\\_screen/pdf](http://www.waterliberty.com/adyadocs/33-1_screen/pdf)
2. Nojima, H. Mineral Deficiency Has Been the Cause of All These Modern Day Diseases and Life Style Illnesses. NPO Corporation Circle for Modern Day Diseases, Tokyo, Japan, 2003
3. Reminick, H. A Study on the Effect of Naturally Magnetized Water on Increasing Cellular Hydration and Its relationship to health and longevity. Explore 10:6 (2001) 58-61
4. Pangman MJ, M.S. Hexagonal Water—The Ultimate Solution. Uplifting Press, Inc. US, 2007. Page 6-9

## ABOUT US

At Water Liberty, we continue to be on the lookout for break-through technologies – that are affordable and effective. We reveal powerful information and life-changing technology in the area of healing water. Most of them are breakthrough research and buried technologies that are not in the mainstream market.

### Our Purpose

- Bring wellness and joy into people’s lives through better health and sustainable living. We believe that in order to have a liberated, peaceful, and healthy civilization, access to clean and healing water is essential.
- Leave a better world for our future generations, and bring health benefits to them and their families.
- Promote technologies that solve pressing and challenging water, environment and health problems – including contamination, dehydration, and mineral deficiency.

We want you to feel that we are not only in the water or technology business, but most importantly that we are in the relationship building business. This means building a long lasting relationship with you. We want you to see us as a friend, a valuable resource and a trusted advisor – someone who’s truly looking out for your well-being.



